

BALTIMORE COUNTY PUBLIC SCHOOLS

DATE: March 19, 2013

TO: **BOARD OF EDUCATION**

FROM: S. Dallas Dance, Superintendent

SUBJECT: **UPDATE ON IMAGINE DISCOVERY PUBLIC CHARTER SCHOOL**

ORIGINATOR: Kevin A. Hobbs, Deputy Superintendent

RESOURCE PERSON(S): Patricia Lawton, Chief Academic Officer
Roger Plunkett, Executive Director, Student Support Services
Catherine Allie, Assistant Superintendent, Elementary Schools, Zone 2

INFORMATION

That the Board of Education receives the results of the joint mid-year evaluation between Baltimore County Public Schools and the Imagine Discovery Public Charter School.

**Imagine Discovery Public Charter School
Joint Mid-Year Evaluation
Executive Summary**

On November 7, 2012, the Board of Education signed an amendment to the Memorandum of Understanding for Imagine Discovery Public Charter School (IDPCS). The amendment states that a joint mid-year evaluation between Baltimore County Public Schools and IDPCS will be completed by January 15, 2013, and an end-of-year evaluation by an outside evaluator will be conducted by June 30, 2013.

Both evaluations will focus on student achievement and will include the following components:

- Measure of Academic Progress (MAP) Criteria
- Suspension Data
- Special Education
- School Progress Plan
- Gifted and Talented Students
- Data Point Chosen by Imagine Discovery Public Charter School

At the March 19, 2013, Board of Education meeting, the Board will receive the results of the joint mid-year evaluation conducted by Baltimore County Public Schools staff.



IMAGINE DISCOVERY CHARTER SCHOOL MID-YEAR EVALUATION

March 19, 2013

Presenters

Catherine Allie, Ed.D.

Roger L. Plunkett, Ph.D.

BACKGROUND:

August 2012 - Board of Education Meeting

- ❑ Student Achievement
- ❑ Special Education
- ❑ Gifted and Talented Services



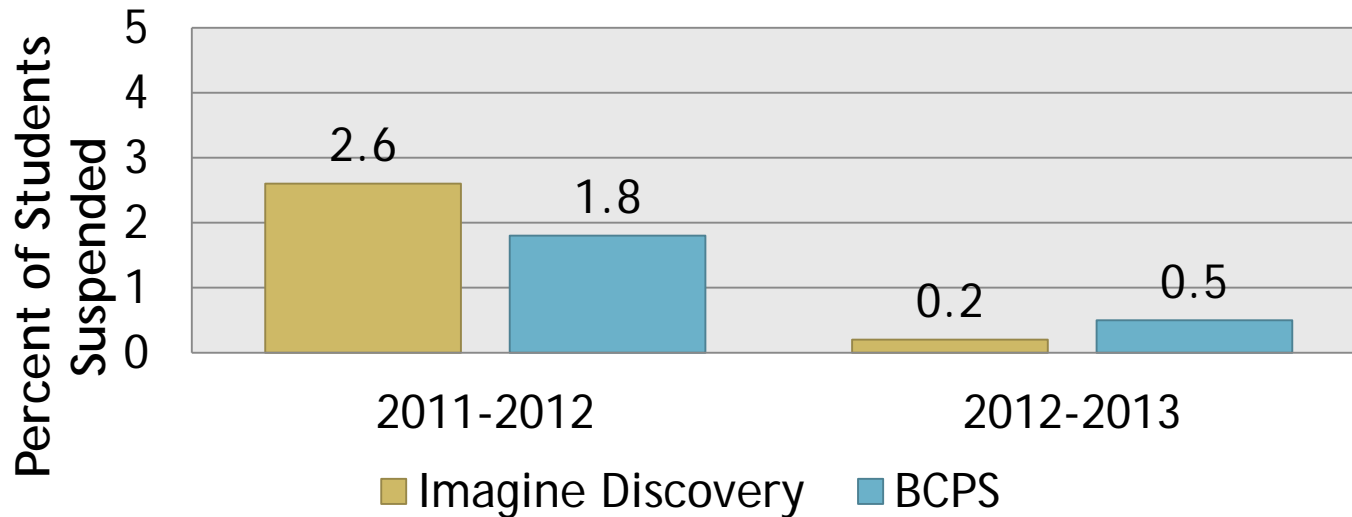
UPDATE ON EVALUATION CRITERIA

- Suspension Data
- MAP Data
- Stanford Achievement Test (Data Point Chosen by Imagine Discovery)
- Gifted and Talented Students
- Special Education
- School Progress Plan



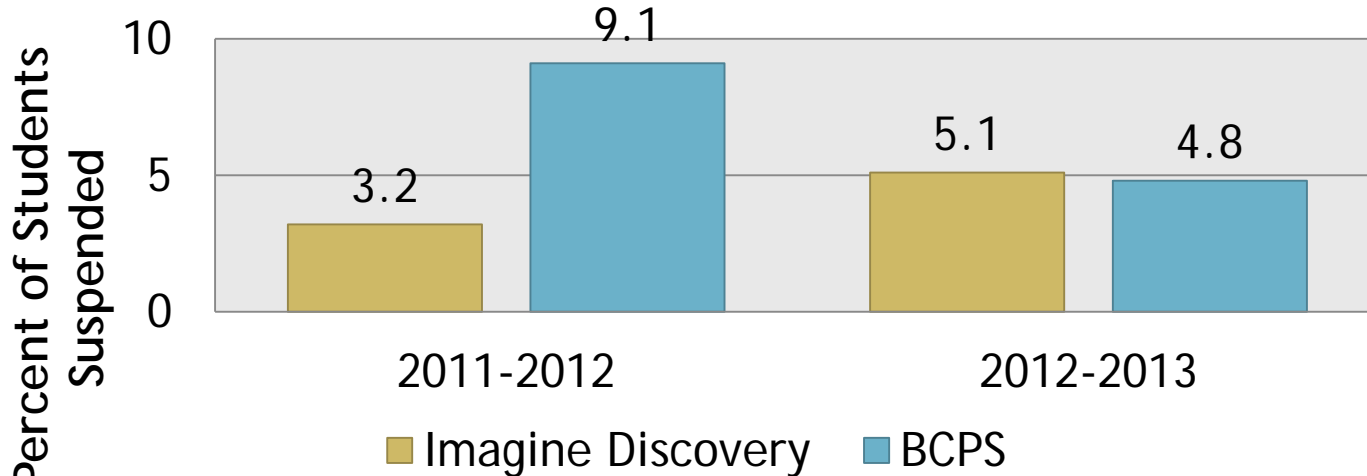
ELEMENTARY SUSPENSION DATA

Two-Year Elementary Suspension Comparisons: Imagine Discovery and BCPS (August-February)



MIDDLE SCHOOL SUSPENSION DATA

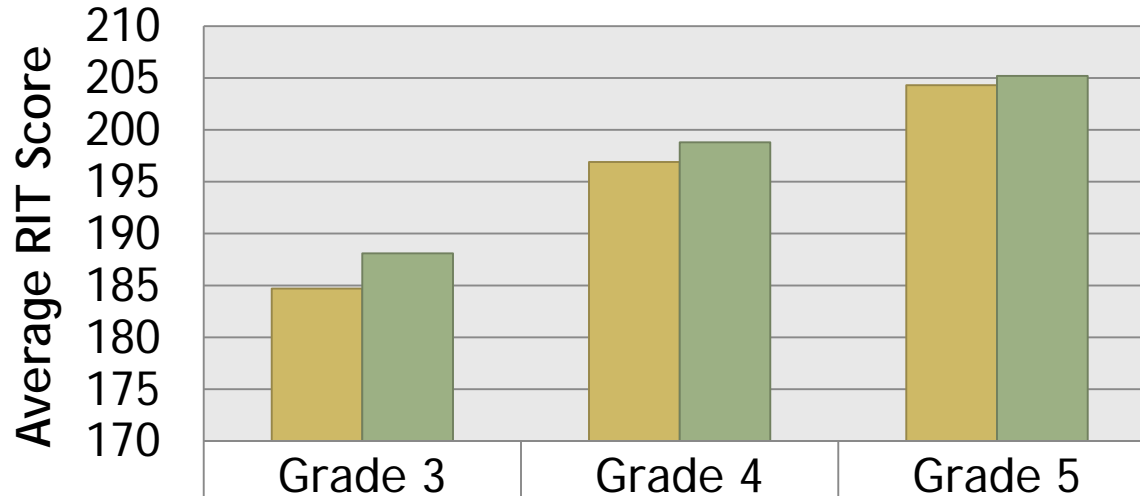
Two-Year Middle School Suspension Comparisons:
Imagine Discovery and BCPS
(August-February)



READING SCORE COMPARISONS

ELEMENTARY GRADES

Fall MAP Reading Score Comparisons

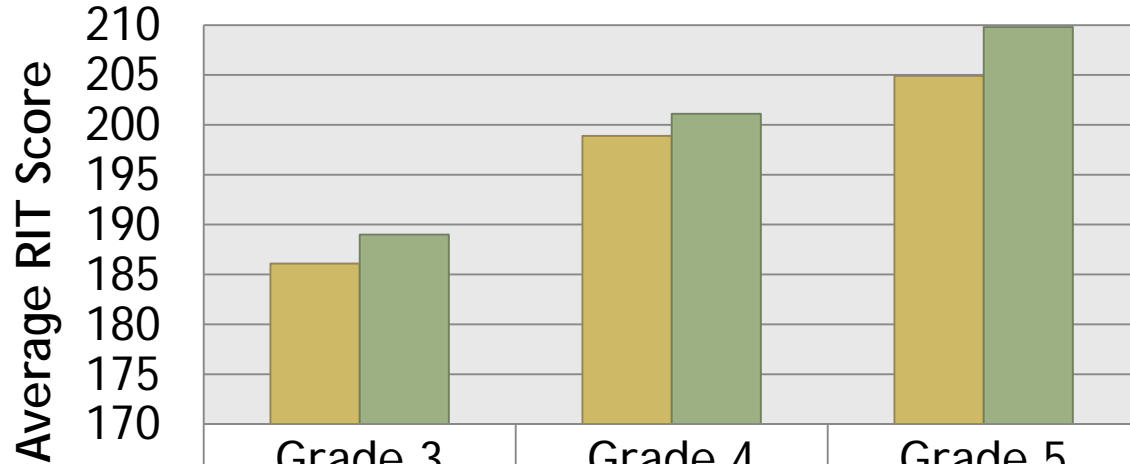


Imagine Discovery	184.7	196.9	204.3
BCPS	188.1	198.8	205.2

MATH SCORE COMPARISONS

ELEMENTARY GRADES

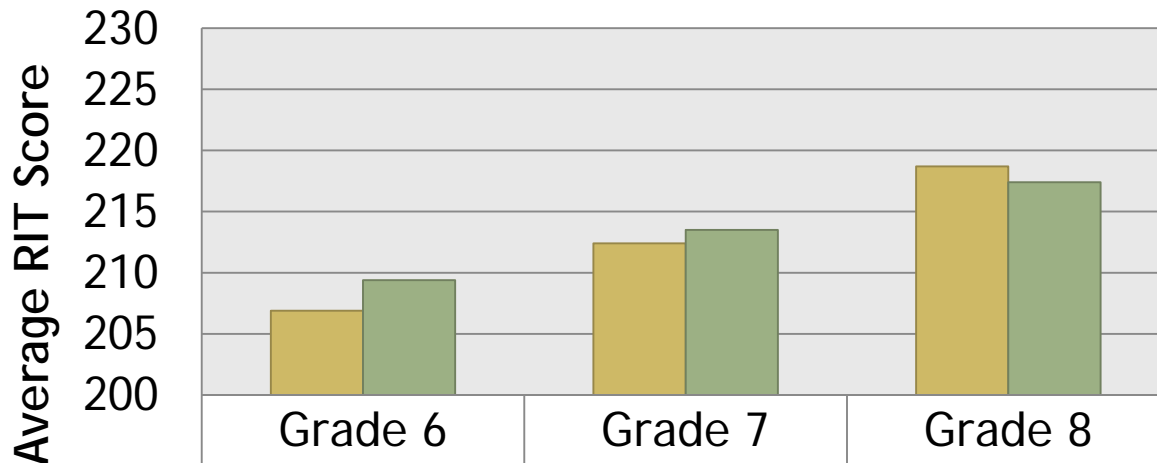
Fall MAP Mathematics Score Comparisons



Imagine Discovery	186.1	198.9	204.9
BCPS	189.0	201.1	209.8

READING SCORE COMPARISONS MIDDLE GRADES

Fall MAP Reading Score Comparisons



Imagine Discovery

206.9

212.4

218.7

BCPS

209.4

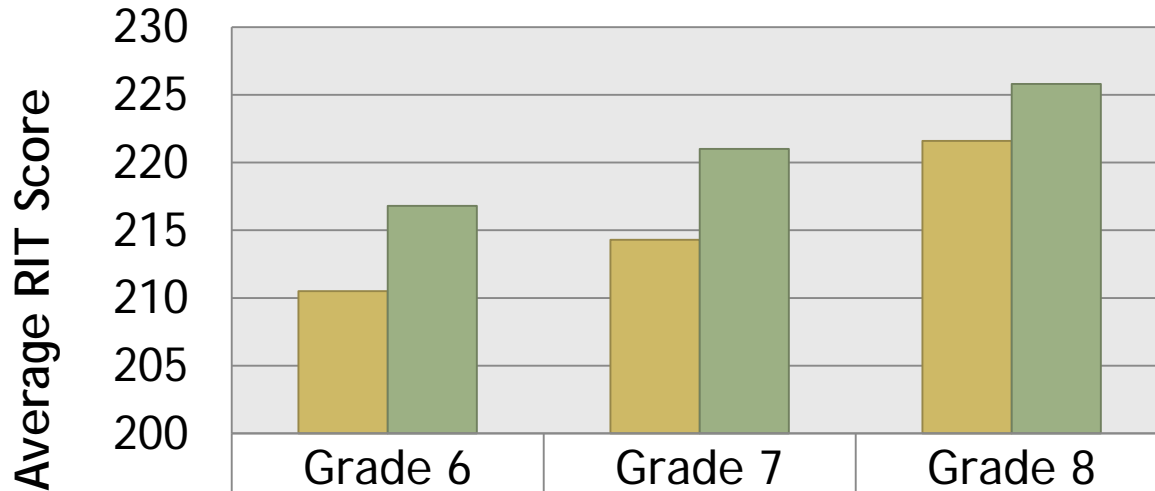
213.5

217.4

MATH SCORE COMPARISONS

MIDDLE GRADES

Fall MAP Mathematics Score Comparisons

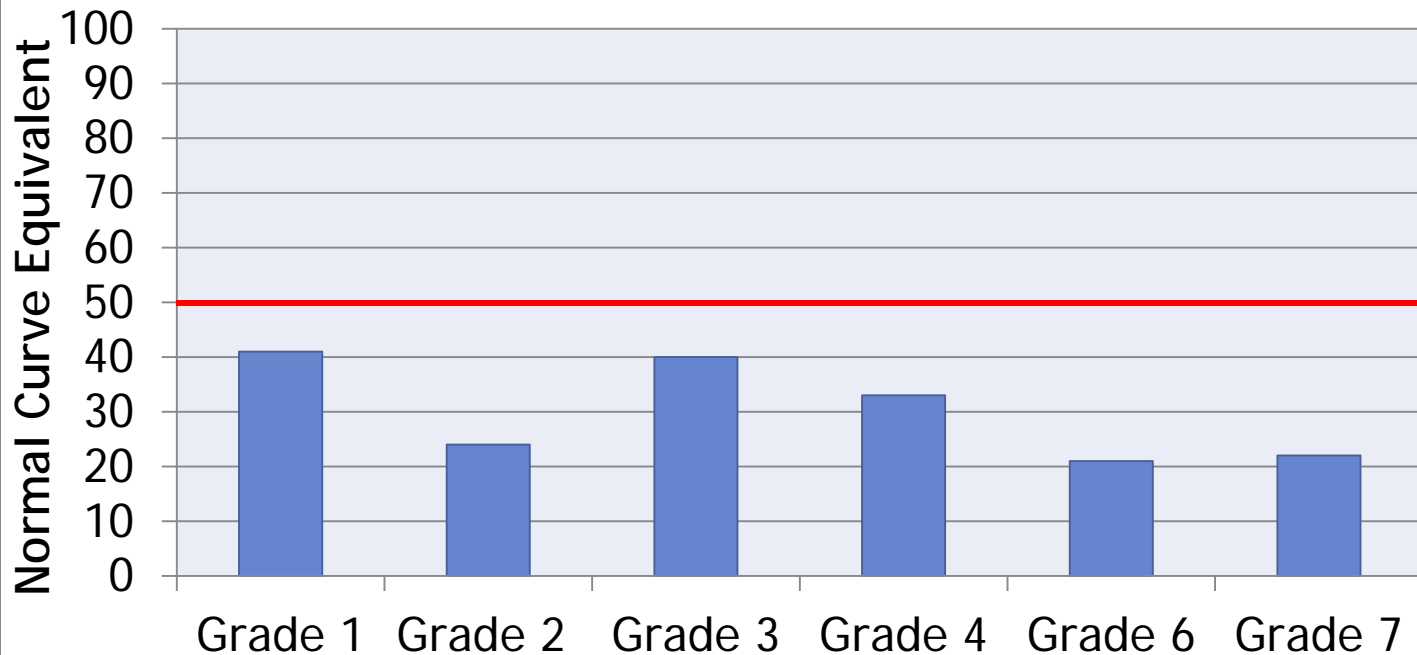


Imagine Discovery	210.5	214.3	221.6
BCPS	216.8	221.0	225.8



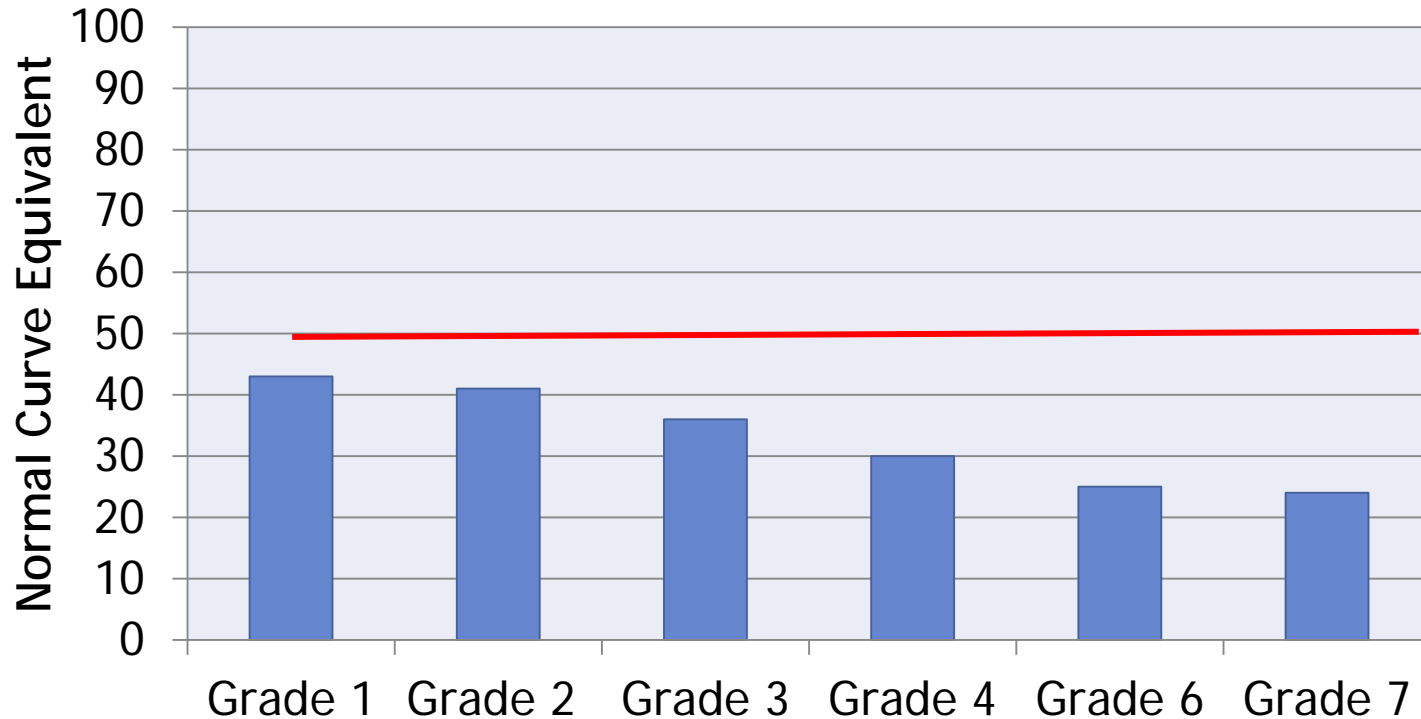
STANFORD ACHIEVEMENT TEST

Reading Results



STANFORD ACHIEVEMENT TEST

Mathematics Results



FOCUS AREAS

- ◎ School Progress Plan
- ◎ Identification of Gifted and Talented Students
- ◎ Special Education



NEXT STEPS

