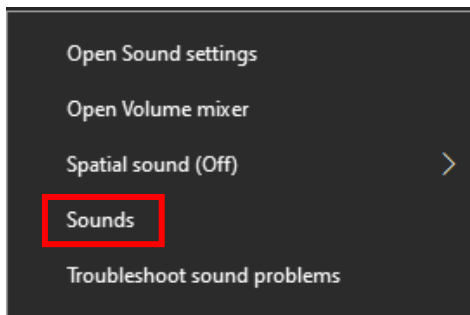


HP ProBook Screeching/Static Sound Resolution

Symptoms that can be resolved by using this guide: Screeching/Static Sound Issues



1. Right click on the **Sound icon** in the bottom right of your screen on the desktop and select **Open Volume mixer** from the menu that appears.

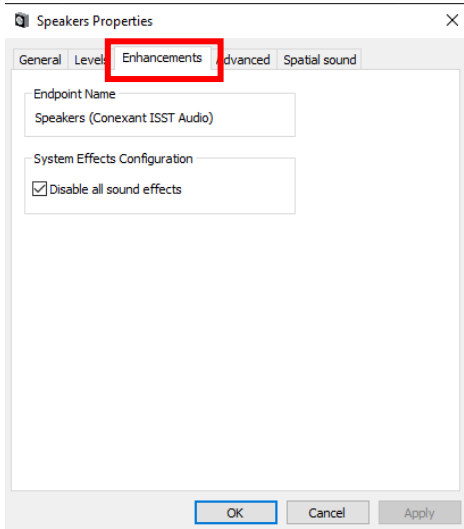


2. From the **Volume Mixer** window that opens, click on the speaker that is below the word Device.

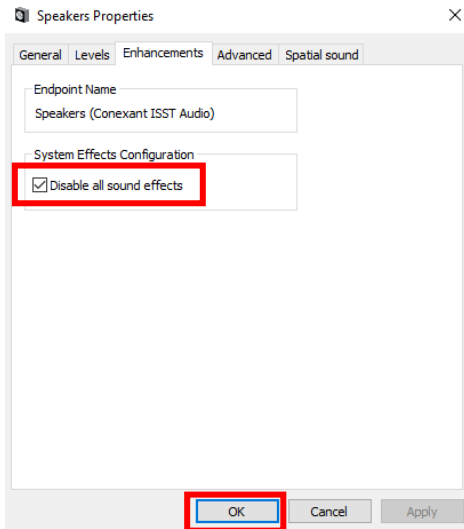




3. From the Speakers Properties window that appears, select the **Enhancements tab** at the top.



4. Then check the box **disable all sound effects** and select the OK button.



If the issue is not resolved, please refer to the “Resetting Google Chrome” document or fill out a service request for the BCPS Help Desk. Both can be found at https://www.bcps.org/tech_support